

# DRIVER TRAINING FOR SAFETY



## DRIVER TRAINING REINVENTED

SDT has developed our own unique online training content to address specific safe driving issues. Each module has an entertaining and educational video with amazing vision to explain the concepts. None of the videos are filmed classroom lectures, but rather contain dashcam clips, vision from a driving simulator or scenarios we have staged to demonstrate the driving concepts.



### OUR CONTENT IS UNIQUE!

VEHICLES WERE ROLLED, SHOT AT, CRASHED INTO A WALL, CRASHED INTO EACH OTHER, SET FIRE TOO, SUBMERGED AND OTHERWISE DAMAGED TO MAKE THIS CONTENT.

DEFENSIVE DRIVING 4WD OFF-ROAD TRAILER TOWING ATV TRAINING BEER & DRUG GOGGLES DRIVING SIMULATORS ROAD SAFETY EVENTS



Find us on:



**SAFE DRIVE TRAINING Pty Ltd**

Phone: +617 3299 7723

Email: [info@sdt.com.au](mailto:info@sdt.com.au)

Website: [www.sdt.com.au](http://www.sdt.com.au)





# E-LEARNING THEORY EXPLAINED

## ADVANTAGES OF eLEARNING

At Safe Drive Training we can deliver classroom theory or eLearning theory about safe driving techniques. But since the content we have filmed is so well made, comprehensive and entertaining to watch we think it is rather redundant to be in a classroom playing the videos that participants can watch themselves. By allowing participants to interact with the eLearning, they can complete modules when it suits them and pause and rewind sections they don't understand.

By having participants complete the online modules prior to any practical driver training, it then allows our instructors to mentor (rather than train) since the participants have already completed the online modules covering all the essential underpinning knowledge. It also means that your personnel don't need to attend practical driver training for a full day, increasing their productivity and reducing time away from work. It is also less expensive to have the theory done via eLearning since an instructor is not running classroom sessions on repeat over many days and a classroom does not need to be hired.

When new personnel join your organization, driver training can be sourced immediately via this eLearning system. For larger users, the landing page and log-in screen can be themed with your company logo and/or additional safety modules or induction/training videos of your creation can be uploaded to the learning management system.

Your employees with children of driving age, will thank you for giving them the best knowledge to pass onto their children about safe driving. They can even play the videos on the TV at home and have the other drivers in their family watching the content (though only one certificate will be generated).



### E-learning Courses

- ✓ Defensive Driving
- ✓ Safe Operation of 4WD Vehicles
- ✓ Trailer Towing and Reversing
- ✓ Bus Defensive Driving

### Advantages over standard driver training



- ✓ No boring classroom theory
- ✓ Affordable
- ✓ Australian made
- ✓ Mix and Match content
- ✓ Certificate generated
- ✓ Entertaining videos

### Why Driver Training?

A driver's licence is not regarded as driver training. By law you are obligated to train those driving for work related purposes. Reduce crashes and complaints about your drivers. Improve vehicle running costs (less tyre and brake wear, less fuel consumption). Reduce emissions via vehicles being checked and driver being smooth

(07) 3299 7723  
info@sdt.com.au  
www.sdt.com.au





## ONLINE LEARNING OR CLASSROOM THEORY



### ONLINE THEORY: Pro's and Con's

- The quiz questions provide a legal record of the training undertaken and the users compliance with the safety principles and this verifies their understanding of the topics. This helps to mitigate legal issues that could arise from a vehicle crash involving your personnel (chain of responsibility legislation)
- Your personnel can access the modules when it suits them (logging in and out as required)
- Users can complete modules at home (even on the lounge with their family and teenagers watching)
- Videos are very high quality with great clips from stunts and experiments we filmed, plus simulator clips and real-world dashcam clips. This makes the modules both engaging and comprehensive
- You can choose the content your people get access too (we have modules on defensive driving, 4WD operation, secure driving and trailer towing). You can increase or decrease the course content
- In-built safeguards stop users skipping through the videos or doing other work on the device
- New employees can receive modules as an induction to your company/department (no training delay)
- Doing modules before the practical training, means the driver arrives knowledgeable and are often keen to expand on the learning already completed (putting the theory into practice)
- More practical driver training can be done as the participants have learnt the underpinning concepts before the course. Plus at some venues, a full day of practical driver training can be offered
- The same quality of training and same content is delivered to all participants (across Australia/Asia)
- Some people don't time manage very well and they end up rushing through the content and needing to do the modules the night before. Some people don't like eLearning and some struggle to login and navigate the system (although our portal is very easy to navigate and is user friendly)
- Your internet security firewall might prevent your personnel from accessing the videos at work

### CLASSROOM THEORY: Pro's and Con's

- Classroom training is not usually assessed, so you have no legal record of the knowledge, understanding and compliance of your drivers. This could expose the company owners or senior managers to legal issues that could arise from a vehicle crash involving a staff member. They can say the training did not cover that topic or they misunderstood the theory (chain of responsibility legislation)
- Classroom lectures suit some people's learning style
- Less is covered in the timeframe due to rest breaks and the time management of the group
- More time is required at the training venue and at some venues a classroom needs to be hired increasing the course cost. Our instructors also need to be paid for a full day rather than half day.
- We will be playing the same videos from the eLearning modules during the classroom training
- Sending an instructor to run classroom lectures is less eco-friendly than delivery of eLearning theory
- Sometimes there are inter-personnel barrier between an instructor and certain participants which can limit the communication and message. Plus the instructor can be tired or unwell reducing the quality.





# DRIVER TRAINING REINVENTED



## HOW IT WORKS

We create an account for your organization, with the modules you have selected made available. Participants are sent instructions and they sign-in using a unique password to verify themselves, they then create their own password and account. This allows them to quickly login whenever required.

Each module has an assessment quiz to verify the participants understanding of the content. This provides proof of the training provided to your personnel and their understanding of the concepts.

The system does not allow users to skip or fast forward the videos. They must watch them in full. We have access to see each user's time spent in a module and answers given to the questions.

A certificate is generated when all modules are completed with a 100% score on the quiz questions.

## WHAT CONTENT IS AVAILABLE

We have over 70 unique modules, covering

- Defensive Driving for light vehicle drivers (up to 30 modules available)
- Safe Operation of 4WD Vehicle (14 modules)
- Trailer Towing and Reversing (12 modules)
- H.E.A.T. Hostile Environment Awareness Training (usually added to defensive driving course)

Also the following eLearning is under development

- Bus Defensive Driving
- Papua New Guinea Defensive Driving
- Train-the-Trainer for Driving Instructors



### SAFE DRIVE DEFENSIVE

<input type="checkbox"/> INTRODUCTION <input type="checkbox"/> WHAT TYPE OF DRIVER ARE YOU? <input type="checkbox"/> HOW CRASHES HAPPEN <input type="checkbox"/> DEFENSIVE DRIVING <input type="checkbox"/> THE POWER TO ACT <input type="checkbox"/> DRIVING ANALYSIS <input type="checkbox"/> SEATING AND STEERING <input type="checkbox"/> VISION SKILLS <input type="checkbox"/> CHANGING GEARS <input type="checkbox"/> SHARING THE ROAD <input type="checkbox"/> FOLLOWING DISTANCE <input type="checkbox"/> HOW FAST ARE YOU GOING? <input type="checkbox"/> VISIBILITY (BE AND BE SEEN)	<input type="checkbox"/> BRAKING IN AN EMERGENCY <input type="checkbox"/> VEHICLE DYNAMICS <input type="checkbox"/> ENGINE CHECKS <input type="checkbox"/> TYRE SAFETY <input type="checkbox"/> VEHICLE BREAKDOWNS <input type="checkbox"/> VEHICLE SECURITY <input type="checkbox"/> IMPAIRMENTS <input type="checkbox"/> VEHICLE LOADING <input type="checkbox"/> CITY DRIVING <input type="checkbox"/> COUNTRY ROADS <input type="checkbox"/> RISK vs. REWARD <input type="checkbox"/> STEERING TO AVOID CRASHES <input type="checkbox"/> HOW TO CRASH
-------------------------------------------------------------------------------------------------------------------------------------------------------------------------------------------------------------------------------------------------------------------------------------------------------------------------------------------------------------------------------------------------------------------------------------------------------------------------------------------------------------------------------------------------------------------------------------------------------------------------------------	-----------------------------------------------------------------------------------------------------------------------------------------------------------------------------------------------------------------------------------------------------------------------------------------------------------------------------------------------------------------------------------------------------------------------------------------------------------------------------------------------------------------------------------------------------------------------------------------------

**30 MODULES**

### SAFE OPERATION OF 4WD VEHICLES

	<ol style="list-style-type: none"> <li>1. 4WD LIMITATIONS</li> <li>2. HOW A 4WD WORKS</li> <li>3. UNSEALED ROADS</li> <li>4. ROCKY GROUND</li> <li>5. MUD DRIVING</li> <li>6. SAND + BEACH DRIVING</li> <li>7. STEEP TERRAIN</li> <li>8. WATER CROSSINGS</li> <li>9. PULLING A 4WD OUT</li> <li>10. 4WD TYRES</li> <li>11. PRE-START ENGINE CHECKS</li> <li>12. BREAKDOWNS</li> <li>13. DEFENSIVE DRIVING</li> </ol>	
--	----------------------------------------------------------------------------------------------------------------------------------------------------------------------------------------------------------------------------------------------------------------------------------------------------------------------------------------------------------------------------------------------------------------------	--

**14 MODULES**

### SAFE DRIVING TRAILERS

	<ol style="list-style-type: none"> <li>1. INTRODUCTION</li> <li>2. DRIVING WITH A TRAILER</li> <li>3. CONNECTING A TRAILER</li> <li>4. TRAILER LOADING</li> <li>5. TRAILER BRAKING SYSTEMS</li> <li>6. TOWING WITH A 4WD</li> <li>7. TOWING A BOAT</li> <li>8. REVERSING A TRAILER</li> <li>9. TRAILER STORAGE &amp; SECURITY</li> <li>10. BRAKING WITH A TRAILER</li> <li>11. CITY DRIVING WITH TRAILERS</li> <li>12. HIGHWAY DRIVING WITH TRAILERS</li> </ol>
--	-----------------------------------------------------------------------------------------------------------------------------------------------------------------------------------------------------------------------------------------------------------------------------------------------------------------------------------------------------------------------------------------------------------------------------------------------------------------

**12 MODULES**





## MIX AND MATCH

Clients can keep things simple and order the same content for all personnel. But let's say some of your staff drive 4WD capable vehicles or other staff tow trailers, then additional content can be ordered just for these participants.

When choosing content, please be aware that some content is designed to target driving attitudes and behaviors. So a topic like **Risk vs Reward** might sound simple or boring, when in fact it demonstrates how aggressive driving achieves nothing but burning excessive fuel and wearing brakes and tyres. The table of modules has an “Attitude Adjustment” column to highlight the modules that aim to improve the attitude of the driver by addressing the underlying causes of bad driving and crashes.

Feel free to discuss the content with SDT or we can sign someone up to review modules if required.

## DEFENSIVE DRIVING MODULES:

MODULE NAME	DESCRIPTION	ATTITUDE ADJUSTMENT	DURATION (minutes)
<b>INTRODUCTION <sup>1</sup></b>	welcomes participants and explains the online course and how the eLearning system works	NONE	10:51
<b>HOW CRASHES HAPPEN</b>	shows the real causes of crashes such as The Big Lose, Unexpected Moves, Too Many Lane Changes, Divided Attention, Rushing, Ignoring Road Rules, Impatience	MEDIUM	12:39
<b>DEFENSIVE DRIVING</b>	defines Defensive Driving and shows real-world examples, show how Hazard Perception is used to predict problems and the use of the horn or lights to warn others	MEDIUM	11:06
<b>WHAT TYPE OF DRIVER</b>	looks at how motorists misjudge their own driving ability, viewers are asked to determine if they are a Driver or a Commuter and the traits common to each type	HIGH	12:26
<b>DRIVING ANALYSIS</b>	discusses how driving is monitored, plus like sporting commentary the video shows examples of bad/reckless driving which is reviewed based on techniques and risk	HIGH	11:23
<b>THE POWER TO ACT</b>	discusses how crashes can be predicted and how to act on gut feelings before the crash. <i>This module is highly recommended for teenage drivers</i>	HIGH	16:21
<b>HOW FAST ARE YOU GOING</b>	discusses speed awareness, misunderstood or overlooked speed limits, speedometer accuracy and why other drivers might choose to drive slower than you do	HIGH	14:59
<b>BRAKING &amp; STOPPING <sup>2</sup></b>	looks at vehicle braking distances, how to brake correctly, the effect of reaction time and a vehicles total stopping distance vs speed	MEDIUM	25:03
<b>VEHICLE DYNAMICS <sup>2</sup></b>	looks at the physics of driving, friction circle, 100% rule of <u>tyre</u> grip and then uses this information to explain why braking in a corner and braking before a crash is important	MEDIUM	15:19
<b>FOLLOWING DISTANCE</b>	discusses the importance of leaving space between vehicles, how the reaction time of a driver increases crash risk + investigates the dangers of tailgating	MEDIUM	13:01
<b>SEATING &amp; STEERING</b>	discusses the correct position for seating, headrests, seatbelts and mirrors. Reviews the correct steering techniques for optimum control. Good seating reduces fatigue	MEDIUM	18:45
<b>TYRE SAFETY</b>	shows how to inspect a tyre and diagnose the causes of incorrect wear, check and set tyre pressures for safety and economy, check tread depth (know when to replace)	LOW	15:24





MODULE NAME	DESCRIPTION OF VIDEO	ATTITUDE ADJUSTMENT	DURATION (minutes)
<b>CHANGING GEARS</b>	provides advanced driving tips for manual and automatic drivers and looks at how to correctly use the automatic and manual systems found in new vehicles	MEDIUM	8:35
<b>VEHICLE ENGINE CHECKS <sup>3</sup></b>	explains how to perform a pre-start engine check including oil, brake/clutch fluid, power steering, coolant, check the battery, inspect the brake pads, hoses and belts	LOW	11:44
<b>BREAKDOWNS <sup>3</sup></b>	explains how to perform a wheel change, get a puncture repaired correctly, use a fire extinguisher, jump start a vehicle, replace a fuse, refuel a diesel engine, tow a vehicle	LOW	17:10
<b>VEHICLE LOADING</b>	looks at the dangers of loose un-restrained cargo during hard braking and crashing, plus discusses laws about load security and vehicle mass limits	LOW	8:35
<b>VEHICLE SECURITY</b>	discusses personal security, how to park a vehicle to reduce damage and common carjacking techniques used in Australia	LOW	13:43
<b>CITY DRIVING (Part 1 &amp; 2)</b>	1. covers motorway driving, roundabout errors and safety at traffic light intersections 2. explains road lines and correct parking and misunderstood road rules like merging	MEDIUM	35:02
<b>RISK vs REWARD</b>	shows examples of how driving fast or aggressively does not achieve time savings and therefore burns fuel and increases <u>tyre</u> and brake wear for no benefit	HIGH	10:00
<b>SHARE THE ROAD</b>	looks at road rage triggers, prevention and what to do if attacked + discusses sharing the road with bicycles, motorcycles, buses and trucks	HIGH	17:21
<b>COUNTRY ROADS</b>	looks at overtaking on country highways, driving on narrow one lane roads and dealing with animals on the road	MEDIUM	7:06
<b>DRIVER IMPAIRMENTS</b>	discusses the dangers from distractions, alcohol and fatigue + provides safety advice on how to reduce the risk associated with each	HIGH	20:45
<b>VISIBILITY (SEE &amp; BE SEEN)</b>	discusses techniques for driving in snow, ice, fog, rain, floodwater, sun glare and dust	MEDIUM	20:35
<b>VEHICLE SYSTEMS</b>	looks at the various systems in a vehicle and how they work. ABS, ESC, SRS, TC, 4WD modes, Auto stop/start, hill hold, terrain select, differential locks	LOW	18:00
<b>FLOOD WATER</b>	"If it is flooded forget it" is a catchy phrase but this module provides thorough education about the dangers of driving into floodwaters. The video reinforces the dangers.	LOW	3:49
<b>SNOW &amp; ICE DRIVING <sup>4</sup></b>	provides safety tips for driving in snow and ice, such as tyre choice, snow chains, removing ice from windscreen, winter diesel, 4WD modes to engage.	LOW	5:05
<b>DRIVING ANALYSIS</b>	discusses how driving is monitored, plus like sporting commentary the video shows examples of bad/reckless driving which is reviewed based on techniques and risk	HIGH	11:23
<b>SKID AWARENESS <sup>4</sup></b>	looks at the causes of skids, slides and spins and how to best react in these situations <i>This module is mandatory if skid pan training is being undertaken</i>	LOW	12:56
<b>HOW TO CRASH</b>	reviews the crash worthiness of a vehicle and discusses the best and worst ways to have a vehicle crash. This module also discusses what happens to the human body.	MEDIUM	8:53
<b>SPEED OFF THE STREETS</b>	reviews the various options for drivers to enjoy their vehicle through motorsport activities and promotes responsible attitudes towards sharing the road	MEDIUM	TBC
<b>ANIMAL DANGERS</b>	reviews the dangers of animal impacts and swerving a vehicle to avoid animals, <u>Plus</u> the module covers the essential risk reduction strategies	LOW	2:52
<b>FUEL EFFICIENT DRIVING <sup>5</sup></b>	provides eco friendly advice to reduce vehicle generated pollution by driving smoothly and efficiently and looks at human behaviors which contribute to emissions.	HIGH	25:53

## NOTES:

- 1** The introductory module is required for all users as it explains how to use the eLearning system
- 2/3/4** These modules are grouped and should be viewed together
- 5** This module is provided at no charge to help reduce carbon emissions and promote efficient driving



## FUEL EFFICIENT DRIVING

All users get free access to the **Fuel 4 Thought Eco Driving** module about fuel efficiency and reducing vehicle emissions. This module can help your organization to improve its carbon footprint. When your company is asked what it is doing to reduce vehicle pollution, you can highlight that all drivers have completed Eco Driver Training via this eLearning module.







## TRAILER TOWING MODULES:

MODULE NAME	DESCRIPTION OF VIDEO	DURATION (minutes)
<b>INTRODUCTION</b>	<no video> this module explains the online course and how to use the eLearning system	4:00
<b>DRIVING WITH A TRAILER</b>	this module looks at towbar ratings, trailer build plates, tyre pressures and when towing mirrors should be fitted, plus the best speed and following distance to adopt when towing a trailer	8:45
<b>CONNECTING A TRAILER</b>	shows the systematic process to correctly connect a trailer and how to prevent oversights. Explains why twin chains are crossed, rated shackles are needed and how to check a trailers lights. Workplace safety checks are shown. The module then shows how to safely disconnect and secure a trailer. This modules has been updated to show the Ford Ranger Towing App	12:11
<b>TRAILER LOADING</b>	this module covers how the position of items in a trailer and the weight distribution affect tow vehicle stability. Mass limits (GVM, ATM, GCM) are explained. Securing loads and the <a href="#">down load</a> on towbars are also discussed. Barry provides an excellent example of it all going wrong!	19:02
<b>TRAILER BRAKING SYSTEMS</b>	reviews the various types of braking systems found on trailers. Explains how to use surge brakes and electric brakes (including using the over-ride function to control trailer sway)	4:22
<b>TOWING WITH A 4WD</b>	covers the types of 4WD systems and how and when to use these systems when towing	4:44
<b>TOWING A BOAT</b>	this module covers launching and retrieving a boat and the danger of slippery boat ramps, plus how to secure a boat and its motor for travel on the road	5:21
<b>REVERSING A TRAILER</b>	reviews the common reasons for trailer reversing to go wrong. Shows how to reverse correctly and how to pull forward and realign. The module also covers how a spotter can help	6:57
<b>TRAILER STORAGE &amp; SECURITY</b>	reviews how incorrect storage of a trailer leads to sun and moisture damage, plus this module covers how to secure a trailer and show the various types of locks and strategies to deter theft	5:32
<b>BRAKING WITH A TRAILER</b>	this module looks at how the braking distance of a vehicle increases when towing a trailer and provides advice about following distance and travel speed	2:41
<b>CITY DRIVING WITH TRAILERS</b>	shows examples of hazards on city roads that can cause problems when towing a trailer plus the module covers misunderstood road rules like merging, roundabouts and road lines	10:43
<b>HIGHWAY DRIVING WITH TRAILERS</b>	covers overtaking, being overtaking, perform safety checks, night driving, cornering, steep descents and avoiding distractions	11:34

**DURATION: 96 minutes**

## 4WD TRAINING MODULES:

MODULE NAME	DESCRIPTION OF VIDEO	DURATION (minutes)
<b>INTRODUCTION</b>	welcomes participants and explains the online course and how the eLearning system works.	1:21
<b>HOW A 4WD WORKS</b>	explains how a 4WD vehicle works and the difference between a rear-wheel drive vehicle, part-time 4WD and full-time 4WD. The difference between an open differential, limited slip and lockable differential is covered. The 4WD modes (H2, H4 and L4) are explained and an overview of when they are used is provided, plus the procedure to engage and disengage these modes is demonstrated. There is also a comprehensive explanation of transmission windup that occurs when a 4WD is driven in the wrong mode on high grip surfaces.	19:50
<b>4WD LIMITATIONS</b>	explains the limits of 4WD vehicles in terms of braking, collision avoidance, load carrying and crash safety. Thus reinforcing to drive 4WD's differently to cars. The video shows the advantages of 4WD suspension and increased traction provide when off-road and explains the approach angle, ramp-over angle and departure angles of the vehicle.	13:27
<b>UNSEALED ROADS</b>	This video looks at the different surfaces found on unsealed roads and the appropriate 4WD mode to use and 4WD systems to ensure are in use. Driving speed and tips for when to adjust speed are discussed. Plus the real causes of rollovers are investigated.	11:46
<b>ROCKY GROUND</b>	explains how to negotiate rocky terrain and the need to crawl slowly up rocks and logs and down the other side. The video also shows how Terrain Select and Crawl Control systems work.	5:13
<b>MUD DRIVING</b>	explains how to negotiate muddy terrain. It looks at momentum and the use of high range gears and what 4WD systems to engage and what ones to disengage. The use of recovery boards and the "pendulum" (back and forth) recovery technique are reviewed.	9:12
<b>SAND + BEACH</b>	explains how to negotiate inland sand or beach sand and the correct use of 4WD systems for such terrain	11:33





MODULE NAME	DESCRIPTION OF VIDEO	DURATION (minutes)
<b>STEEP TERRAIN</b>	Explains how to operate a 4WD vehicle in steep terrain, both descending and ascending steep slopes. The operation of the "Downhill Assist" system is explained as is use of the correct gears and 4WD modes. The "Hill Stall Recovery" procedure is outlined. The video also discusses the dangers of driving across even moderate side slopes.	11:02
<b>WATER CROSSINGS</b>	reinforces the "if it's flooded forget it" message, but also details the step-by-step procedures for crossing deep still water. A checklist we have developed is explained and considerations like the fitment of a snorkel, fitment of a blind (water bra) and use of a hand throttle controller is outlined.	9:59
<b>PULLING A 4WD OUT</b>	shows 4WD operators how to fit a recovery strap to a vehicle and the need for rated gear attached to rated recovery points. A snatch-strap failure experiment is used to demonstrate the dangers. The video shows several recovery scenarios and how communication between the stuck vehicle and the recovery vehicle is essential. The video also shows how to correctly join straps together and clean them after use. The video ends with an introduction to winching outlining the key safety considerations. Whilst the use of recovery gear is restricted in mining and government fleets, it is important for 4WD operators to know the correct and incorrect techniques.	27:08
<b>4WD TYRES</b>	explains how quality 4WD tyres can be aired down and what pressures to use for different terrains. The video then shows how to inspect a tyre and diagnose the causes of incorrect wear, check and set tyre pressures for safety and economy, check tread depth (know when to replace) and read the age of a tyre. The video also explains how to perform a wheel change and get a puncture repaired correctly,	20:42
<b>ENGINE CHECKS</b>	explains how to perform a pre-start engine check including oil, brake/clutch fluid, power steering, coolant, check the battery, inspect the brake pads, hoses and belts.	10:57
<b>BREAKDOWNS</b>	explains how to use a fire extinguisher, jump start a vehicle, replace a fuse, refuel a diesel engine and tow a vehicle.	9:41
<b>DEFENSIVE DRIVING</b>	defines Defensive Driving and shows real-world examples, show how Hazard Perception is used to predict problems and the use of the horn or lights to warn others	16:29

**DURATION: 180 minutes**

## SECURE DRIVING MODULES:

MODULE NAME	DESCRIPTION OF VIDEO	DURATION (minutes)
<b>INTRODUCTION</b>	this module explains the online course and how to use the eLearning system	1:30
<b>TYPES OF THREATS</b>	this modules covers the types of threats that exist and explains how the threats and defensive options are linked. The more important the security, the more planned and sophisticated the attack	2:15
<b>WHAT IS SECURE DRIVING</b>	explains the concept of being CPP driver and how Hollywood <u>moves</u> and reality differ. The importance of professionalism and planning are reinforced	4:45
<b>READING THE ROOM</b>	reviews how body language, demeanour, clothing and gut feelings work in predicting threats	4:55
<b>PARKING SECURELY</b>	reviews the many ways a vehicle can be disabled while its parked and explains when secure parking is required. The module reinforces the need to "wargame" against yourself and looks at the options to protect a vehicle from being disabled	5:03
<b>GUN ATTACKS</b>	reviews the dangers from gun attacks depending on the training and motivation of the gunman. Explains the concept of cover and concealment and how to take apply these in a soft skin vehicle. The module offers the viewer possible escape and evade options and highlights when to give up and protect lives	9:21
<b>ROADBLOCKS</b>	this modules outlines the various types of roadblocks used to stop a vehicle's progress and shows the differences between pushing through and ramming such obstacles. Safety strategies are reinforced	5:36
<b>CARJACKINGS</b>	this module reviews the various reasons for carjackings and the shows the strategies used by the assailants to get control of a vehicle. Risk reduction plus avoidance techniques are explained	16:17
<b>ROUTE PLANNING</b>	reviews the concepts of route planning, safe havens and using intel to predict threats	9:45

**DURATION: 60 minutes**







## PRICING:

Our eLearning courses are inexpensive and such training is also tax deductible.

TRAINING PACKAGE	1 – 49 LOGINS	50 – 99 LOGINS	ADD EXTRA MODULES
<b>DEFENSIVE DRIVING</b>	\$66 per person	\$55 per person	+ \$4.40 per module
<b>TRAILER TOWING</b>	\$44 per person	\$38.50 per person	+ \$4.40 per module
<b>4WD TRAINING</b>	\$55 per person	\$49.50 per person	+ \$4.40 per module
<b>SECURE DRIVING</b>	\$55 per person	\$49.50 per person	+ \$4.40 per module

## SHORT COURSES: INDUCT NEW DRIVERS

We have created the following short courses in safe driving, with modules tailored for staff induction.

### CITY DRIVING: \$44 per login



<b>HOW CRASHES HAPPEN</b>	shows the real causes of crashes such as The Big Lose, Unexpected Moves, Too Many Lane Changes, Divided Attention, Rushing, Ignoring Road Rules, Impatience
<b>HOW FAST ARE YOU GOING</b>	discusses speed awareness, misunderstood or overlooked speed limits, speedometer accuracy and why other drivers might choose to drive slower than you do
<b>CITY DRIVING (Part 1 &amp; 2)</b>	1. covers motorway driving, roundabout errors and safety at traffic light intersections 2. explains road lines and correct parking and misunderstood road rules like merging
<b>FOLLOWING DISTANCE</b>	discusses the importance of leaving space between vehicles, how the reaction time of a driver increases crash risk + investigates the dangers of tailgating
<b>SHARE THE ROAD</b>	looks at road rage triggers, prevention and what to do if attacked + discusses sharing the road with bicycles, motorcycles, buses and trucks
<b>VEHICLE SECURITY</b>	discusses personal security, vehicle parking to reduce damage and common carjacking techniques used in Australia
<b>DRIVING IMPAIRMENTS</b>	discusses the dangers from distractions, alcohol and fatigue + provides safety advice on how to reduce the risk associated with each
<b>FUEL EFFICIENT DRIVING</b>	provides eco friendly advice to reduce vehicle generated pollution by driving smoothly and efficiently and looks at human behaviors which contribute to emissions.

### COUNTRY ROADS: \$44 per login

<b>DEFENSIVE DRIVING</b>	defines Defensive Driving and shows real-world examples, show how Hazard Perception is used to predict problems and the use of the horn or lights to warn others
<b>HOW FAST ARE YOU GOING</b>	discusses speed awareness, misunderstood or overlooked speed limits, speedometer accuracy and why other drivers might choose to drive slower than you do
<b>COUNTRY ROADS</b>	looks at overtaking on country highways, sharing the road with trucks, driving on narrow one lane roads and dealing with animals on the road
<b>BRAKING &amp; STOPPING</b>	looks at vehicle braking distances, how to brake correctly, the effect of reaction time and a vehicles total stopping distance vs speed
<b>VISIBILITY &amp; WEATHER</b>	discusses techniques for driving in snow, ice, fog, rain, floodwater, sun glare and dust
<b>DRIVING IMPAIRMENTS</b>	discusses the dangers from distractions, alcohol and fatigue + provides safety advice on how to reduce the risk associated with each
<b>HOW A 4WD WORKS</b>	discusses how a 4WD vehicle works in terms of drivetrain, modes and 4WD systems
<b>UNSEALED ROADS</b>	looks at the different surfaces found on unsealed roads and the appropriate 4WD mode to use and 4WD systems to use. Appropriate speeds and rollovers are included
<b>MUDDY TERRAIN</b>	discusses how to operate a 4WD in muddy terrain and recover the vehicle if bogged





## Trailer Towing Training

If your personnel tow a trailer for work purposes, then you are legally obligated to provide safety training to ensure that they know how to operate a vehicle with a trailer. It needs to be highlighted that the training a driver receives to obtain a driving licence, covers nothing about trailer towing or reversing with a trailer. Therefore any trailer awareness someone has gained is from self-developed experience and advice provided by others. If a trailer and/or vehicle is overloaded or incorrectly configured, there are legal and insurance ramifications that could void all insurance in the event of a crash.

To help companies provide trailer towing training, we have developed an inexpensive yet comprehensive online trailer towing package. The modules were made in conjunction with SEQWater (a Queensland government water utility) and as such are workplace compliant showing the safety procedures and checks that need to be made.

There are 12 modules; with the entire package requiring 90 - 100 minutes to complete. Each module features a high-quality training video and ends with quiz questions to assess and verify the understanding of the viewer. **VERIFICATION OF KNOWLEDGE FROM TRAINING IS ESSENTIAL**



1. INTRODUCTION
2. DRIVING WITH A TRAILER
3. CONNECTING A TRAILER
4. TRAILER LOADING
5. TRAILER BRAKING SYSTEMS
6. TOWING WITH A 4WD
7. TOWING A BOAT
8. REVERSING A TRAILER
9. TRAILER STORAGE & SECURITY
10. BRAKING WITH A TRAILER
11. CITY DRIVING WITH TRAILERS
12. HIGHWAY DRIVING WITH TRAILERS

## Barry's Advice

Several of the training videos feature **Barry's Advice** as a humorous insight into the mistakes made by some "Aussie legends".

Funny content is memorable training!







The following is a description of each video/module:

MODULE NAME	DESCRIPTION OF VIDEO	DURATION (minutes)
<b>INTRODUCTION</b>	<no video> this module explains the online course and how to use the eLearning system	4:00
<b>DRIVING WITH A TRAILER</b>	this module looks at towbar ratings, trailer build plates, tyre pressures and when towing mirrors should be fitted, plus the best speed and following distance to adopt when towing a trailer	8:45
<b>CONNECTING A TRAILER</b>	shows the systematic process to correctly connect a trailer and how to prevent oversights. Explains why twin chains are crossed, rated shackles are needed and how to check a trailers lights. Workplace safety checks are shown. The module then shows how to safely disconnect and secure a trailer. This modules has been updated to show the Ford Ranger Towing App	12:11
<b>TRAILER LOADING</b>	this module covers how the position of items in a trailer and the weight distribution affect tow vehicle stability. Mass limits (GVM, ATM, GCM) are explained. Securing loads and the <a href="#">down load</a> on towbars are also discussed. Barry provides an excellent example of it all going wrong!	19:02
<b>TRAILER BRAKING SYSTEMS</b>	reviews the various types of braking systems found on trailers. Explains how to use surge brakes and electric brakes (including using the over-ride function to control trailer sway)	4:22
<b>TOWING WITH A 4WD</b>	covers the types of 4WD systems and how and when to use these systems when towing	4:44
<b>TOWING A BOAT</b>	this module covers launching and retrieving a boat and the danger of slippery boat ramps, plus how to secure a boat and its motor for travel on the road	5:21
<b>REVERSING A TRAILER</b>	reviews the common reasons for trailer reversing to go wrong. Shows how to reverse correctly and how to pull forward and realign. The module also covers how a spotter can help	6:57
<b>TRAILER STORAGE &amp; SECURITY</b>	reviews how incorrect storage of a trailer leads to sun and moisture damage, plus this module covers how to secure a trailer and show the various types of locks and strategies to deter theft	5:32
<b>BRAKING WITH A TRAILER</b>	this module looks at how the braking distance of a vehicle increases when towing a trailer and provides advice about following distance and travel speed	2:41
<b>CITY DRIVING WITH TRAILERS</b>	shows examples of hazards on city roads that can cause problems when towing a trailer plus the module covers misunderstood road rules like merging, roundabouts and road lines	10:43
<b>HIGHWAY DRIVING WITH TRAILERS</b>	covers overtaking, being overtaking, perform safety checks, night driving, cornering, steep descents and avoiding distractions	11:34

**DURATION: 96 minutes**

## Course Fees:

PARTICIPANTS	PRICE
1 – 49	\$44 per person
50 – 99	\$38.50 per person
Adding extra modules to the training package	\$4.40 per module per person







# Practical: Trailer Towing Training

After completing the on-line modules, the practical **TRAILER TOWING** session is typically 3 hours per group of 2 – 4 participants. The session covers:

- Trailer connection and disconnection
- Trailer safety checks
- Trailer reversing in a straight line
- Trailer reversing into 90-degree position
- Steering and general driving with a trailer
- Braking with a trailer (using override brakes)



The practical training can be done at a driver training venue, at your company site or using an empty carpark at a sporting complex or showgrounds. This session can be assessed to the nationally accredited code: **AURTGA001: Drive and Manoeuvre Trailers**








# Safe Operation of 4WD Vehicles

If your personnel drive 4WD capable vehicles they should be trained in the correct use of the 4WD and its various systems. None of this education is provided with a driver's licence. The **Safe Operation of 4WD Vehicles** eLearning course has 14 modules and requires 3 hours to complete. Each module features a high-quality training video and ends with quiz questions to assess and verify the understanding of the viewer. **VERIFICATION OF KNOWLEDGE FROM TRAINING IS ESSENTIAL**



1. INTRODUCTION TO COURSE
2. 4WD LIMITATIONS
3. HOW A 4WD WORKS
4. 4WD TYRES & PRESSURES
5. ROCKY GROUND
6. STEEP TERRAIN
7. SAND + BEACH DRIVING
8. MUD DRIVING
9. WATER CROSSINGS
10. PULLING A 4WD OUT
11. UNSEALED ROADS
12. PRE-START ENGINE CHECKS
13. VEHICLE BREAKDOWNS
14. DEFENSIVE DRIVING







The entire package is pre-requisite knowledge before an off-road 4WD training course. The Safe Operation of 4WD Vehicles eLearning program replaces the need to undertake classroom theory.

MODULE NAME	DESCRIPTION OF VIDEO	DURATION (minutes)
<b>INTRODUCTION</b>	welcomes participants and explains the online course and how the eLearning system works.	1:21
<b>HOW A 4WD WORKS</b>	explains how a 4WD vehicle works and the difference between a rear-wheel drive vehicle, part-time 4WD and full-time 4WD. The difference between an open differential, limited slip and lockable differential is covered. The 4WD modes (H2, H4 and L4) are explained and an overview of when they are used is provided, plus the procedure to engage and disengage these modes is demonstrated. There is also a comprehensive explanation of transmission windup that occurs when a 4WD is driven in the wrong mode on high grip surfaces.	19:50
<b>4WD LIMITATIONS</b>	explains the limits of 4WD vehicles in terms of braking, collision avoidance, load carrying and crash safety. Thus reinforcing to drive 4WD's differently to cars. The video shows the advantages of 4WD suspension and increased traction provide when off-road and explains the approach angle, ramp-over angle and departure angles of the vehicle.	13:27
<b>UNSEALED ROADS</b>	This video looks at the different surfaces found on unsealed roads and the appropriate 4WD mode to use and 4WD systems to ensure are in use. Driving speed and tips for when to adjust speed are discussed. Plus the real causes of rollovers are investigated.	11:46
<b>ROCKY GROUND</b>	explains how to negotiate rocky terrain and the need to crawl slowly up rocks and logs and down the other side. The video also shows how Terrain Select and Crawl Control systems work.	5:13
<b>MUD DRIVING</b>	explains how to negotiate muddy terrain. It looks at momentum and the use of high range gears and what 4WD systems to engage and what ones to disengage. The use of recovery boards and the "pendulum" (back and forth) recovery technique are reviewed.	9:12
<b>SAND + BEACH</b>	explains how to negotiate inland sand or beach sand and the correct use of 4WD systems for such terrain	11:33
<b>STEEP TERRAIN</b>	Explains how to operate a 4WD vehicle in steep terrain, both descending and ascending steep slopes. The operation of the "Downhill Assist" system is explained as is use of the correct gears and 4WD modes. The "Hill Stall Recovery" procedure is outlined. The video also discusses the dangers of driving across even moderate side slopes.	11:02
<b>WATER CROSSINGS</b>	reinforces the "if it's flooded forget it" message, but also details the step-by-step procedures for crossing deep still water. A checklist we have developed is explained and considerations like the fitment of a snorkel, fitment of a blind (water bra) and use of a hand throttle controller is outlined.	9:59
<b>PULLING A 4WD OUT</b>	shows 4WD operators how to fit a recovery strap to a vehicle and the need for rated gear attached to rated recovery points. A snatch-strap failure experiment is used to demonstrate the dangers. The video shows several recovery scenarios and how communication between the stuck vehicle and the recovery vehicle is essential. The video also shows how to correctly join straps together and clean them after use. The video ends with an introduction to winching outlining the key safety considerations. Whilst the use of recovery gear is restricted in mining and government fleets, it is important for 4WD operators to know the correct and incorrect techniques.	27:08
<b>4WD TYRES</b>	explains how quality 4WD tyres can be aired down and what pressures to use for different terrains. The video then shows how to inspect a tyre and diagnose the causes of incorrect wear, check and set tyre pressures for safety and economy, check tread depth (know when to replace) and read the age of a tyre. The video also explains how to perform a wheel change and get a puncture repaired correctly,	20:42
<b>ENGINE CHECKS</b>	explains how to perform a pre-start engine check including oil, brake/clutch fluid, power steering, coolant, check the battery, inspect the brake pads, hoses and belts.	10:57
<b>BREAKDOWNS</b>	explains how to use a fire extinguisher, jump start a vehicle, replace a fuse, refuel a diesel engine and tow a vehicle.	9:41
<b>DEFENSIVE DRIVING</b>	defines Defensive Driving and shows real-world examples, show how Hazard Perception is used to predict problems and the use of the horn or lights to warn others	16:29

**DURATION: 180 minutes**

## Course Fees:

PARTICIPANTS	PRICE
1 – 49	\$55 per person
50 – 99	\$49.50 per person
Adding extra modules to the training package	\$4.40 per module per person







# Practical: 4WD Off-road Training

After completing the **Safe Operation of 4WD Vehicles** e-learning theory modules, there is no further classroom theory needed, thus allowing participants to maximize their driving time and experience.

The 4 hour practical training allows drivers to practice the techniques covered in the training videos and to gain experience operating a 4WD in a range of different off-road conditions.

Training covers:

- Off-roading on flat terrain
- Driving up steep inclines
- Practice of the Hill Stall Recovery technique
- Descending steep ramps
- Approach and departure angle obstacles
- Water crossing
- Mud holes
- Traversing rocky terrain
- Correct use of recovery gear
- Adjustment of air pressures
- Use of vehicle systems (diff locks, terrain modes)



This can be nationally accredited to RIIV305F: Operate and Maintain a Four wheel drive vehicle







## Practical: Defensive Driving Course

The **Safe Drive Defensive** eLearning can be completed as a stand-alone package, but if practical defensive driver training is required, SDT driver training typically covers the following:

- Defensive Driving:** discussions around the application of defensive driving techniques in real-world driving
- Vehicle Systems:** the use of little-known vehicle features to improve comfort and safety
- ABS Awareness:** how ABS operates and its limitations on different surfaces
- Emergency Brake:** practice of threshold braking to prevent excessive brake application (the slam and panic syndrome) and allow steering control even in ABS equipped vehicles
- Steering Skills:** correct steering techniques for optimum vehicle control
- Crash Avoidance:** emergency lane change drill to show the reactive skills needed to avoid an obstacle (like a pedestrian) and the limits of a vehicle and how speed influences vehicle grip/control
- Kangaroo Impact:** Brake and Stay straight when a kangaroo is on the road (a foam kangaroo is used)
- Speed Awareness:** demonstrations of braking distances from various speeds and correct following distance
- Vision/Scanning:** Slalom exercise and/or cornering drills to practice long range vision and scanning
- Reversing/Parking:** Parking and/or reversing exercises to address common driving errors





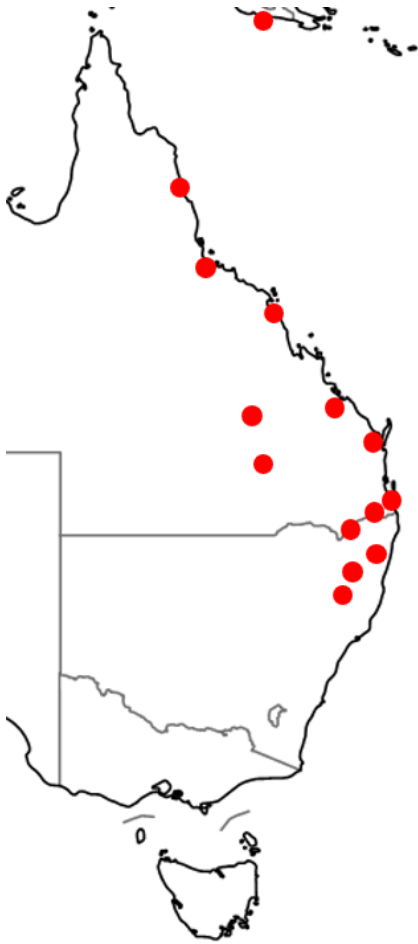


# DRIVER TRAINING REINVENTED



## Training Venues

This training requires the availability of a suitable training area/facility. SDT can conduct defensive driving courses across Australia and the Asia-Pacific region. We have conducted driver training in 24 countries. Typically this training is conducted over 4 hours with a group of 10 – 16 participants. SDT can supply training vehicles in some locations.



**CAIRNS**  
**TOWNSVILLE**  
**MACKAY**  
**ROCKHAMPTON**  
**EMERALD**  
**ROMA**  
**MARYBOROUGH**  
**BRISBANE**  
**IPSWICH**  
**STANTHORPE**  
**GRAFTON**  
**ARMIDALE**  
**TAMWORTH**  
**SYDNEY**



**PAPUA NEW GUINEA**  
**EAST TIMOR**  
**SOLOMON ISLANDS**  
**VANUATU**  
**FIJI**  
**TONGA**  
**INDONESIA**



If no suitable training venue exists, then on-road mentoring is available. A driver assessment is conducted on public roads. A mixture of traffic conditions are encountered to review the participants real-world techniques and their understanding of defensive driving. A feedback report is prepared.





# DRIVER TRAINING REINVENTED



## Training Fees:

The following fees apply for corporate participants attending “open” public courses at venues in South-east Queensland (Mt. Cotton or Willowbank). All prices include the eLearning online modules and all participants receive a safety pack and certificate. Vehicles can be supplied for additional cost.

NUMBER OF PARTICIPANTS ATTENDING PER 4 HOUR COURSE	SOUTH-EAST QLD COURSE FEES (inc GST)
1 – 2 DRIVERS	\$297 per person
3 – 6 DRIVERS	\$286 per person
7 – 10 DRIVERS	\$275 per person
TRAINING CARS SUPPLIED	+\$150.00 per vehicle supplied ( <i>shared usage</i> )

## GROUP RATES:

The following discounted fees apply for group bookings. The practical session is 4 hours in duration.

- ✓ A practical session can be created, exclusive for your company
- ✓ Tyre gauge, disposable alcohol tester and certificate for each participant is included

NUMBER OF PARTICIPANTS	12	16	18	24
Instructors	2	3	3	4
Using your company vehicles	<b>\$3036</b>	<b>\$3872</b>	<b>\$4356</b>	<b>\$5640</b>
<i>Equates to per person</i>	<i>\$253</i>	<i>\$242</i>	<i>\$242</i>	<i>\$235</i>
Using SDT supplied vehicles	<b>\$3564</b>	<b>\$4400</b>	<b>\$4950</b>	<b>\$6336</b>
Number of vehicles being supplied	4	5	5	6
<i>Equates to per person</i>	<i>\$297</i>	<i>\$275</i>	<i>\$275</i>	<i>\$264</i>

## TERMS AND CONDITIONS:

- GST is included and applies for non-accredited training only
- SDT reserves the right to postpone course dates. Group pricing is per day, regardless of participant numbers
- No refund or discount for non-attendance
- Price based on course date fitting into our training schedule and itinerary
- In the event of vehicle damage from mechanical failure or from the driver undertaking the training activities there is no liability, in the event of participants causing vehicle damage from misadventure, inexperience and/or reckless actions then your company or group is liable to repair the vehicle. This could include panel repair and/or mechanical/vehicle/tyre repair costs. Insurance coverage may apply for vehicle body damage and an excess payment may be applicable. But if the vehicle is uninsured due to the driver's actions then the full cost of repair will apply. Dashcams, CCTV and IVMS data recorders are in use to monitor the training.
- Official Purchase Order raised with final payment made within 14 days of training date
- If your company operates on a 30, 60 or 90 day payment timeframe we reserve the right to increase our course fees since we must fund the provision of the course and pay our expenses (provide you credit)
- Many of the driver training venues used have a venue hire cancellation policy, if you cancel a booked group course within 35 business days of the proposed course date, you may be liable for the cancellation fees incurred. This is 20% of the venue hire up to 15 business days prior to the course date and 100% of the venue hire if 14 business days or less before the proposed course date. This could result in penalties of \$200 to \$1500 depending on the facilities booked to run this program. PLEASE NOTE: These fees are charged by the RACQ management of the driver training venue and not by SDT
- PLEASE NOTE: Certificates are not issued until full payment is received







## Other Driver Training Services

Safe Drive Training also

- ✓ conduct Train-the-Trainer programs (mostly in Papua New Guinea and Pacific nations)
- ✓ we film and develop eLearning content for company fleets
- ✓ we manufacture Driving Simulators (we have 75 simulators in use across many countries)
- ✓ conduct Forklift Driver Training
- ✓ sell Fatal Vision alcohol and drug impairment Goggles
- ✓ conduct Fuel Tanker Driver Training
- ✓ conducts Security and Tactical Driver Training for bodyguards and Police



### FUEL TANKER DRIVER TRAINING

#### Pacific Energy

Fiji	2016, 2018
Tonga	2018
Vanuatu	2019

#### Total Fuels

Fiji	2013, 2016, 2018, 2022
Tonga	2018



#### South Pacific Oil

Solomon Islands 2008

Train-the-trainer 2011, 2016, 2018

Hargy Oil Palms (PNG)

Train-the-trainer 2019, 2023



#### PAPUA NEW GUINEA CLIENTS

- ExxonMobil
- Guard Dog Security
- G4S
- Black Swan International
- Laba Holdings
- Puma Energy
- HGDC (Hides Gas)
- Hargy Oil Palm Ltd
- Ela Motors
- CJJV Laba
- Nautilus Minerals
- International SOS
- PNG Biomass
- Bmobile Vodafone
- Nestle PNG
- Ok Tedi Mining
- Talisman Energy
- Parker Drilling
- South Asia Exploration
- Stanley Drilling
- Horizon Oil
- British High Commission
- ANZ Bank
- Fletcher Constructions
- Kumul Holdings
- Budget Rental Car
- TotalEnergies
- BSP Bank
- K92 Mining
- SGS PNG Ltd

#### SOUTH PACIFIC CLIENTS

- South Pacific Oil (Solomon Islands)
- Solomon Power
- Solomon Water
- TotalEnergies (Fiji, Tonga)
- Pacific Energy (Vanuatu, Fiji)
- FSM Vital (Micronesia)
- Asco Motors (Fiji)

#### 15 YEARS OF EXPERIENCE IN PAPUA NEW GUINEA



## Click here for our PNG Promotional Video

<https://youtu.be/a6KBsZAfNiY>





# DRIVER TRAINING REINVENTED




## TAX SAVINGS

All Australian small businesses with a turnover less than \$50 million are entitled to claim 120% of their training expenses subject to a maximum of \$100,000. This means that for every \$1,000 spent on driver training, businesses are entitled to claim \$1,200.

## SAFETY PROTOCOLS

Safe Drive Training operates these courses under the following safety regime:

- A risk assessment has been completed on all activities
- All instructors are trained and qualified for the program
- All instructors have current first-aid and CPR qualifications
- All instructors hold a Suitability Card for Youth Employment (Blue Card) and have signed an employee contract regarding sexual harassment and appropriate dealings with students
- A vehicle maintenance database and schedule is active on all training vehicles
- Vehicles undergo daily pre-course inspections
- Certain vehicles are fitted with dual-controls that allow instructors to stop the vehicle
- All vehicles are equipped with an AirAware Tyre Pressure Monitoring Systems to monitor tyre pressures and to prevent blowouts
- Certain vehicles are equipped with in-vehicle monitoring systems (video and voice recorders) which trigger to record dangerous vehicle movements and in-vehicle communications



[> CLICK HERE TO DOWNLOAD OUR RISK ASSESSMENT DOCUMENT](#)

## INSURANCE COVERAGE

Safe Drive Training maintains the following insurance coverage

- \$20 million Public Liability
- \$1 million Professional Indemnity
- \$20 million Product Liability

All SDT driver training vehicles are fully insured for training. Most importantly our insurance provider is fully aware of the training courses we conduct and therefore we have full disclosure and full coverage. Some driver training schools do not have correct insurance coverage for the training they conduct. If a vehicle is damaged during training, the company or participant is liable for the insurance excess, if caused by negligent actions, reckless behavior or failure to following instructions.







# DRIVER TRAINING REINVENTED



## TESTIMONIALS & FEEDBACK



"It has been a pleasure to conduct business with you. Everyone has given great feedback and been very appreciative of the opportunity" **Ray Windridge, HSE Manager, Queensland Sugar Limited**

"The feedback is that all thoroughly enjoyed the course and found it relevant and educational, well done to the trainer". **Peter Miller, QHS&E Coordinator Australia, Exterran (Australia) Pty Ltd**

"I spoke with the guys this morning who spoke very highly of the training and advised that you were very thorough in your training. Thanks a lot for being so professional whilst taking a casual approach to the training that you deliver, I am greatly appreciative that you can tailor a course to Salva's requirements. Again, thanks a lot, you guys are doing a TOP job!" **Shaun Rayner, HSE Manager, Salva Resources**

"The feedback was fantastic, everyone that I have spoken to was very positive of the day. All your team did a remarkable job." **Lisa Julian, GWA**

"Very successful training and enjoyed by all I think. I didn't have much time to spend with your instructor (Nachiket) but the feedback was very positive on his approach." **Stephen Parkinson, Production EHS Lead, Santos Sangu Field Limited (Bangladesh)**

## Since the course there have been no accidents

"Thanks Mate. Everyone including myself was very impressed and got a lot of value out of the 4WD training. There was no negative feedback at all which was a pleasant surprise." **Craig Moore, Health & Safety Training Coordinator, Grosvernor Coal Project, HATCH**

"The team had an amazing time, and we spoke over dinner about how much fun it was, and also the learning's they got from it." **Natasha Kelso, National Manager Intermediaries, CUA**

"We are also receiving good feedback on the content of the Trailer Towing eLearning. I think the video format is really appreciated. Excellent to see our organisation showing great progress, this topic is of interest to them and the learnings directly applicable to their roles." **Lucinda Flanders, Barwon Water**

"I have had a number of colleagues comment on how good the eLearning Defensive and 4WD modules are" **David Orr, Department of Environment and Science**

"Thank you for the defensive driving course this morning. Both the online material and practical training delivery were professional, high quality and without doubt will improve skill and safe outcomes for all the attendees. I would highly encourage businesses, parents, and individuals alike to take the time to do this course, when you consider the potentially lifesaving skills uplift, in the traffic dense world we live in each day"

Thanks again

**Daniel van der Westhuizen**  
CEO Australia & Steelmaking Coal





# DRIVER TRAINING REINVENTED



"Regarding the training that you provided to us back in 2008, since the course there have been no accidents as a result from reversing. I can honestly say there has been a marked improvement in accidents altogether. Thanks so much for your help." **Kym Nunan-Squier, HR Manager, Maroochy RSL Club**

"I thought I would let you know that I thought the course that was conducted over the two days this week was excellent. The trainers Brendon and Nick were great and really knew what they were on about. In particular, Nick was awesome, he was very patient with us yesterday (the three of us were quite green when it came to operating 4WD in a defensive way, especially me) and he was very professional. We walked away impressed and very happy that we chose your company to complete this training for us." **Douglas Howard, PNG-LNG HSS Coordinator and Project Duty Officer, Coffey Environments**

"Thank you very much for the training that occurred yesterday. The boys learnt a lot and really enjoyed themselves in the process." **Kayla Nixon, Dalrymple Bay Coal Terminal Pty Ltd**

"I would just like to thank the SDT team for a great 2 days last week (RIIVEH305A course). Everyone had a lot of fun and hopefully learnt a thing or two. It was good that the weather held out and it was a great couple of days." **Brent Shore, Rio Tinto Exploration**

"The training was great!!! You all do such a wonderful job. I have got nothing but positive feedback and I personally had an excellent day!" **Carissa Carter, QR National Network Services**

"Everyone seemed to enjoy the 4WD training days, your instructors were great, very approachable. A few staff members mentioned that they would like to do another course, maybe something more advanced using mud, slippery surfaces or heavy gravel to take them out of their comfort zone." **Sally Henry, Boggabri Coal Pty Limited**

"Everyone was thrilled with the training. Not only was it highly educational and also a lot of fun." **Aimee Munro, Recruitment Specialist, Tarong Energy Corporation**

## Everyone was thrilled with the training

"The training was excellent. THANK YOU VERY MUCH!. It was very well received by the business. The instructor (Ian) went over and above his call of duty. He is very helpful, enthusiastic and knowledgeable in this arena." **Robertson Anis, Team Cordinator OHS, Ok Tedi Mining Limited (Papua New Guinea)**

"Just wanted to thank you for organising the two training sessions for us. My understanding is that our staff were very grateful for the course and advice given etc. They all tell me they got a lot out of it. I personally attended yesterday's session. We had Dennis and Graham as our instructors. I am not sure who the instructors were for the first session but I personally found Dennis and Graham very good and supportive of all our efforts. The course was presented very well. Thank you very much." **Ed Sciortino, Financial Controller, Marubeni Power Services**

"I did that defensive driving course yesterday and mate all I can say is it was excellent. If there is any way that we as AECOM can get more of our field staff to do it I really think it would add huge value towards keeping our people safer. It not only creates awareness of safe driving but targets the bad habits that people fall into. The fact that you get practical experience in doing what you are taught really helps. How many people have even felt ABS, let alone how to make a car stop in the most effective way not relying on the ABS. The skills, techniques and information sharing is invaluable and I would really recommend it to anyone within our company (especially those at risk in respect of going to site regularly or travelling large distance). I don't know what it cost, but I think what we learnt is invaluable. **Vaughan Geldenhuis, Transport Network Reconstruction Program, AECOM**

"The (4WD High Range) training went down really well with everyone. It was certainly a valuable exercise that gave people an appreciation of vehicle behaviour when under non-standard driving conditions. We will be looking to hold a further session when we have our site team established. Thank you and I look forward to being in touch again shortly." **Robbie Watt, Senior Safety & Risk Advisor, Origin Energy (Adelaide)**

"I would just like to say thanks for all your efforts this last week in bringing all the Instructors along in not only their driving skills and knowledge but also their presentational and instructional skills. This will benefit them all individually as well as the Training department and the Company as a whole. Thanks once again" **Frank Sullivan, National Training Development Manager, G4S Security Solutions (PNG) Ltd.**







# DRIVER TRAINING REINVENTED



"The feedback has been very positive! Thank you very much for the day I think everyone thoroughly enjoyed themselves"  
**Jessica Collison, Energex, Brisbane – Australia**

"We have had the first of our two Safe Driving Lecture sessions and I heard our staff in the corridors talking about this training, they have especially been commenting on the presenter. They are saying that he is a brilliant presenter, "he is really passionate about what he is doing" and "knows what he is talking about". Staff have been very positive about attending the course. Thanks SDT!!!" **Lesley Raetz, AQIS**

"Thank you for hosting officers from our Development Compliance team last week. The City of Gold Coast covers a significant area and the officers spend a lot of time on the road, so their driving skills and awareness are important to us. The feedback from the team has been excellent, with comments received such as "fabulous" and "very worthwhile". I will have no hesitation recommending your course for new officers and as a refresher in the future."  
**Lisa Watson, Supervisor Development Compliance (Planning), City of Gold Coast**

"This is just a quick response - I'm out at the Surat Basin in the oil and gasfields all week and internet access is limited and difficult. I had intended to send a thank you and follow-up on the course. From our point of view it was a great success and met our expectations. Feedback from everyone who attended has also been very positive. And the course, as facilitated by Denis was well done. He was very informative and instructive." **Trevor Love, AUSSAFE**

"The participants thoroughly enjoyed the training day. Made lots of jokes about everyone's driving ability and found it very beneficial for improving their driving skills. Many thanks." **Susan Hunter, BHP Billiton, Brisbane – Australia**

"Feedback from staff has been overwhelming positive, every staff member thoroughly enjoyed the day and felt they gained valuable information/experience that will assist in their day to day driving (we even have staff out looking for new cars with ABS). Please pass on our thanks to the SDT staff for the day, you have a great group of people working with you." **Maree Uhlmann, Client Service Manager, Department of Housing and Public Works**

"I just thought that I would let you know that I have received nothing but positive feedback about Friday's safe drive training course. Participants thought that each part of the course was informative, fun and worthwhile and that the instructors were fantastic." **Melanie, Heart Foundation, Brisbane – Australia**

## A wonderful, well organised and invaluable course

"Approximately a year ago, our entire company attended a defensive driver training course at Willowbank, which was very well received and it is now part of our policy that all staff members should undergo this course."  
**Melanie Wright, Condamine Alliance, Toowoomba - Australia**

"Firstly, I wish to express our appreciation in your teams professionalism & guidance on Tuesday. Everyone thoroughly enjoyed themselves, as well as learning lots of important things about driving safely. Your instructors are a credit to your organisation. They were all extremely helpful, patient and friendly towards us all. Both groups got heaps out of the day. The Defensive group are already talking about when they will do the Advanced course. The Advanced group are wondering what they can do next?" **Peter Moeser, Austrade, Brisbane - Australia**

"I would like to let you know that I had a fantastic time on Friday – not only was it informative but also very fun. Ian the main presenter did a fantastic job at making what could have been a very dry subject very interesting, entertaining and educational. The mix of practical and theory was enjoyable and broke the day up so that most the information will stay with me for a long time. Thanks for organising and well done to whoever chose Safe Drive Training." **Melinda King, Runge Limited, Brisbane – Australia**

"Thanks for your training, even the training course was short (2 days), it helped us to have the knowledge about how to drive safety & the attitude when driving also. Your practical lesson was unique for Vietnam, but it was very interesting & useful for us." **ANH, Dao Thi Hong, Air Liquide (Vietnam)**

"You will be pleased to hear the defensive driving day has had a real impact on the choices and decisions around how we operate and maintain our vehicle fleet. I thought I was a reasonably safe driver before the course however I feel I am much more effective now. Again, many thanks! **Jamie Toth, Sentis**

"The course was well received by all involved. All participants walked away with a better understanding of how our fleet operate and learnt some new techniques. Thank you to you and your staff on the day. They were very professional and knowledgeable. Thank you for your assistance." **Daniel McGaw, Ergon Energy**





# DRIVER TRAINING REINVENTED



"Although I have been driving for the last 30 something years, it was very enlightening and was a great prompt of the bad habits that we have gathered over the period. Learning to drive a lot further in advance of the vehicle than what I previously did was difficult to change but now comes naturally, and skid control if you do get into the situation will be less of an issue than previously. I recommend this for all Projects and also 4WD for remote sites where we predominately use the 4WD's" **HSE manager, Ausenco**

"Thank you for yesterday. We really appreciated the calibre of training. I know that I learnt a lot and even noticed that I modified a few things on my drive in to work this morning." **Chantal Watson, Training Officer, BUSS-Q**

"Thank you to you and your staff for an enjoyable, fun and educational day. All staff of Veolia that attended yesterday were very impressed with the day and we will be recommending further attendance of Veolia Personnel. I will put together a case for our staff to attend the course and keep you informed along the way" **Dave Jager, Heavy Vehicle Trainer/Assessor, Veolia Australia and New Zealand**

"We have just finished our monthly staff meeting and your training session was discussed and I just thought that I would pass on to you how much it was appreciated, the staff could not speak highly enough of you and Paul, your professionalism and the skills that you gave them were awesome, it will be talked about for some time! So thank you again" **Karen Leyk, Department of Housing and Public Works**

"Feedback from all participants has been great. We have passed this onto others in the company for future reference. Everyone learnt some new skills, picked up on some things we need to change and we had a great time also. Feedback has been very positive on the instructors, content and venue. Thank you again for a great day!" **Krystal Dauth, Metcash**

"Thanks for yesterday. It was an extremely informative day, with a good mix of practical and theory training. Everyone who attended was grateful to do so. I have already had a few others within the company ask us about the day and are interested in attending or having their family members attend. Thanks also for the additional 4WD information. A few of us have been discussing this training this morning." **Craig Lockhart, Senior Manager Environment, Peabody**

"The training went just great. Got some very positive feedback. One thing which has come up repeatedly is how Patient and Friendly your training staff were to everyone. They were able to take those who were very nervous about the driving exercises and put them at ease and back into control of their fear. Well done instructors. As the organiser from the Griffith University side I must say how much I personally appreciated the professionalism and the assistance of the SDT management. Please pass on my thanks to them all." **Colin England, Griffith University**

"Thanks for the recent defensive driving course. All the participants reported that the course was both very educational and enjoyable. You will also be interested to hear that the business group won a WH&S recognition award from Griffith Uni for introducing defensive driving for their staff. Thanks again for a great course" **Scott Burnell, Griffith Uni**

"You're such a nice trainer. I believe everyone enjoyed their training session with you. Hope you had a good time with us all. The boys really appreciate laughter and jokes. Have a safe journey back home and see you next time when you come around for another training. Thanks" **Koimo Koimb, QHSE, SGS PNG Ltd**

"I just wanted to reach out and thank you for the driver training completed on Friday. The team thoroughly enjoyed it and it was a great learning experience for all of us". **Stevie Dilley, Royal Flying Doctors Service (QLD)**

"Thank you for having us for the practical training on Friday. Everyone thoroughly enjoyed the training, and we all learnt a lot from you!!" **Yoko Shimizu, Department of Environment and Science**







# DRIVER TRAINING REINVENTED



## CONTACT US

Safe Drive Training (Aust) Pty Ltd is one of Asia-Pacific's leading driver training providers  
ABN 52094561213



## WATCH OUR COMPANY PROFILE VIDEO

<https://youtu.be/CI50YZbItCo>

**Phone:** +617 (07) 3299 7723

**Email:** [info@sdt.com.au](mailto:info@sdt.com.au)

**Website:** [www.sdt.com.au](http://www.sdt.com.au)

**Postal Address:** PO Box 682 Waterford, Queensland 4133, Australia

**Physical Address:** Unit 18, 33-43 Meakin Road, Meadowbrook, QLD 4131

